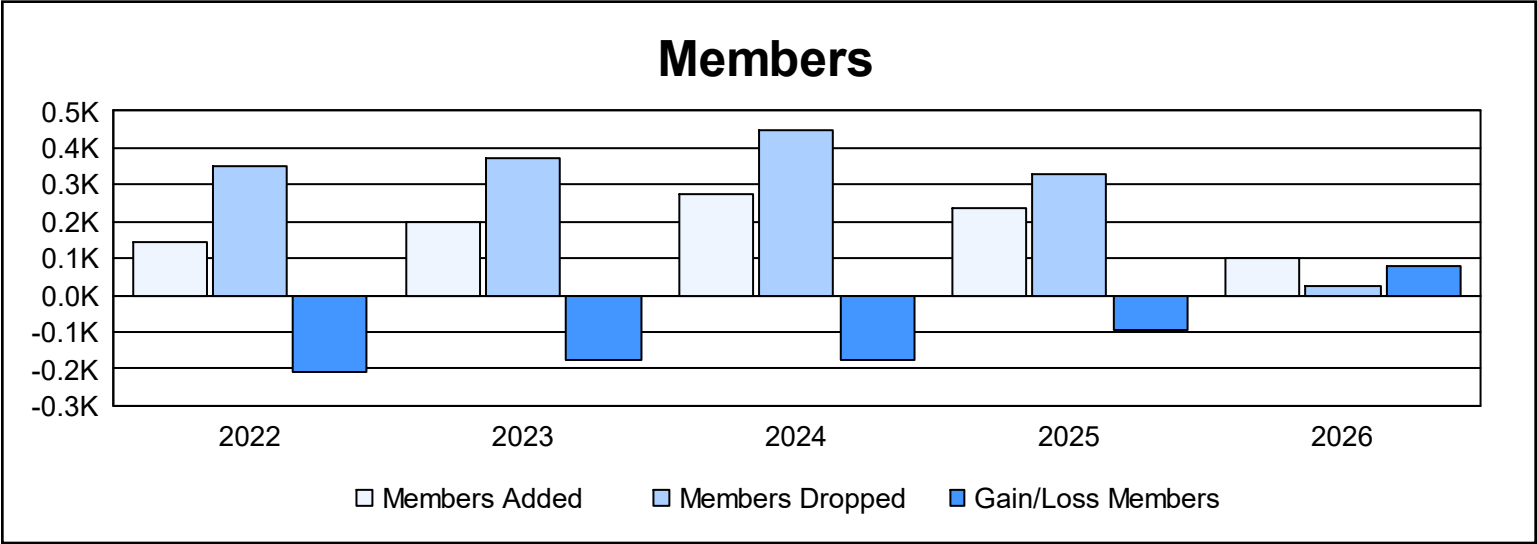
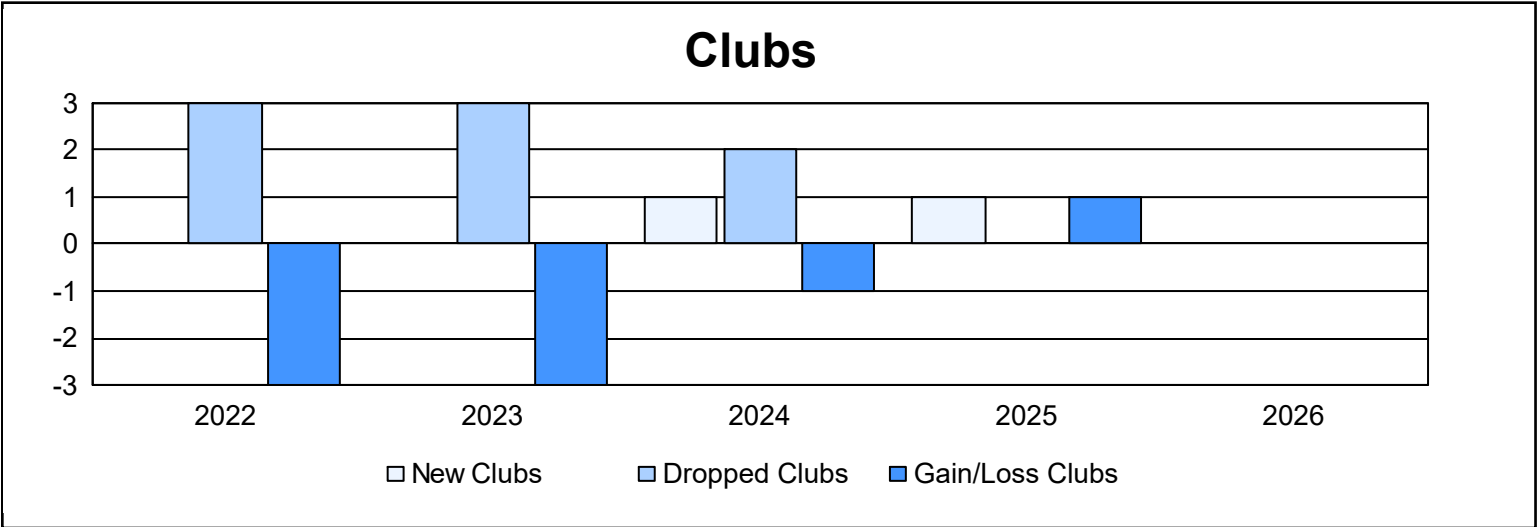
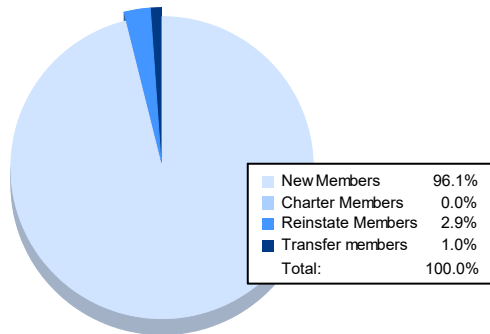


Year	New Clubs	Dropped Clubs	Gain/ Loss Clubs	New Members	Charter Members	Reinstate Members	Transfer Members	Total Member Added	Total Members Dropped	Gain/ Loss Members
2021-2022	0	3	-3	135	0	4	3	142	350	-208
2022-2023	0	3	-3	173	0	6	19	198	372	-174
2023-2024	1	2	-1	224	44	1	4	273	447	-174
2024-2025	1	0	1	169	33	18	19	239	331	-92
2025-2026	0	0	0	98	0	3	1	102	25	77
Average	0	2	-1	160	15	6	9	191	305	-114



### Membership Composition September 2025 Cumulative



### Gender Composition September 2025 Cumulative

